Weekly Filled Full-time Equivalent Positions, State Fiscal Year 2019

Filled FTES [1,2]	7/5/2018	7/12/2018	7/19/2018	7/26/2018	8/3/2018	8/10/2018	8/16/2018	8/23/2018	8/31/2018
Type									
Non-custody	874.41	874.41	869.01	869.01	876.01	873.01	870.01	871.01	878.01
Custody	1735.00	1727.00	1737.00	1737.00	1726.00	1737.00	1734.00	1743.00	1739.00
Total	2609.41	2601.41	2606.01	2606.01	2602.01	2610.01	2604.01	2614.01	2617.01
Change non-custody week	-1.00	0.00	-5.40	0.00	7.00	-3.00	-3.00	1.00	7.00
Change custody week	-3.00	-8.00	10.00	0.00	-11.00	11.00	-3.00	9.00	-4.00
Change week	-4.00	-8.00	4.60	0.00	-4.00	8.00	-6.00	10.00	3.00
Change non-custody month				-6.40					9.00
Change custody month				-1.00					2.00
Change both month				-7.40					11.00

	9/7/2018	9/14/2018	9/21/2018	9/28/2018	10/05/2018	10/12/2018	10/19/2019	11/02/2018	11/09/2018	11/16/2018	11/23/2018	11/29/2018
Type												
Non-custody	880.01	881.01	883.25	885.25	886.74	884.23	891.98	894.23	883.03	882.43	880.43	886.37
Custody	1741.00	1745.00	1745.00	1740.00	1735.00	1745.00	1746	1753	1745.00	1739	1736	1743
Total	2621.01	2626.01	2628.25	2625.25	2621.74	2629.23	2637.98	2647.23	2628.03	2621.43	2616.43	2629.37
Change non-custody week	2.00	1.00	2.24	2.00	1.49	-2.51	7.75	2.25	-11.20	-0.6	-2	5.94
Change custody week	2.00	4.00	0.00	-5.00	-5.00	10.00	1.00	7	-8.00	-6	-3	7
Change week	4.00	5.00	2.24	-3.00	-3.51	7.49	8.75	9.25	-19.20	-6.6	-5	12.94
Change non-custody month				7.24			6.73					-5.61
Change custody month				1.00			6.00					-3.00
Change both month				8.24			12.73					-8.61

	12/6/2018	12/13/2018	12/20/2018	12/27/2018	1/3/2019	1/10/2019	1/17/2019	1/24/2019	1/31/2019
Type									
Non-custody	884.37	884.37	891.37	891.86	888.86	883.86	878.66	882.66	887.66
Custody	1739	1737	1733	1724	1718	1719	1714	1714	1704
Total	2623.37	2621.37	2624.37	2615.86	2606.86	2602.86	2592.66	2596.66	2591.66
Change non-custody week	-2	0	7	0.49	-3	-5	-5.2	4	5
Change custody week	-4	-2	-4	-9	-6	1	-5	0	-10
Change week	-6	-2	3	-8.51	-9	-4	-10.2	4	-5
Change non-custody month				5.49					-1.2
Change custody month				-19					-14
Change both month				-13.51					-15.2

	2/8/2019	2/14/2019	2/21/2019	2/28/2019	3/7/2019	3/14/2019	3/21/2019	3/28/2019	4/4/2019
Type									
Non-custody	886.66	888.17	890.17	892.17	889.17	884.17	884.17	887.17	884.17
Custody	1699	1703	1692	1690	1689	1701	1700	1701	1695
Total	2585.66	2591.17	2582.17	2582.17	2578.17	2585.17	2584.17	2588.17	2579.17
Change non-custody week	-1	1.51	2	2	-3	-5	0	3	-3
Change custody week	-5	4	-11	-2	-1	12	-1	1	-6
Change week	-6	5.51	-9	0	-4	7	-1	4	-9
Change non-custody month				4.51				-5	
Change custody month				-14				11	
Change both month				-9.49				6	

	4/11/2019	4/18/2019	4/25/2019	5/3/2019	5/10/2019	5/17/2019	5/24/2019	5/31/2019	6/6/2019
Type									
Non-custody	894.17	894.68	901.68	905.17	905.17	902.17	908.97	908.97	914.97
Custody	1701	1699	1713	1715	1715	1709	1717	1723	1724
Total	2595.17	2593.68	2614.68	2620.17	2620.17	2611.17	2625.97	2631.97	2638.97
Change non-custody week	10	0.51	7	3.49	0	-3	6.8	0	6
Change custody week	6	-2	14	2	0	-6	8	6	1
Change week	16	-1.49	21	5.49	0	-9	14.8	6	7
Change non-custody month			14.51					7.29	
Change custody month			12					10	
Change both month			26.51					17.29	

	6/13/2019	6/20/2019	6/28/2019
Type			
Non-custody	912.27	915.97	919.97
Custody	1721	1722	1728
Total	2633.27	2637.97	2647.97
Change non-custody week	-2.7	3.7	4
Change custody week	-3	1	6
Change week	-5.7	4.7	10
Change non-custody month			11
Change custody month			5
Change both month			16

[1] *These numbers are extracted from the State of Nevada's HR data warehouse and represent the number of filled FTEs not the number of incumbents.*
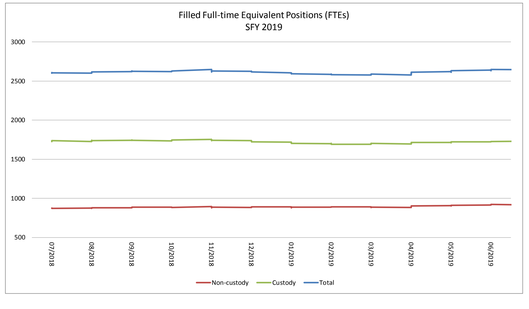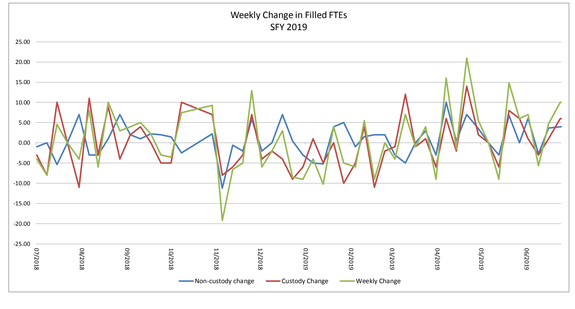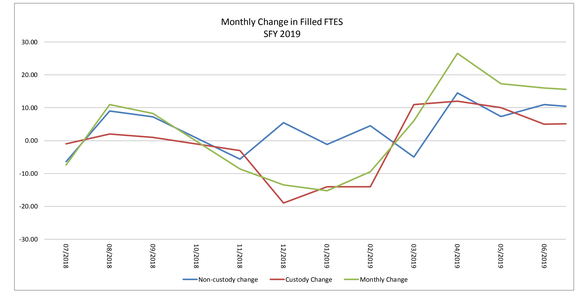
[2] *Filled FTE figures for the fourth week of October are not available.*